



### Model Number

NCN12-18GM50-Z4-V1

### Features

- 12 mm non-flush
- 2-wire DC
- Increased operating distance

### Accessories

#### BF 18

Mounting flange, 18 mm

#### V1-G

Female connector, M12, 4-pin, field attachable

#### V1-W

Female connector, M12, 4-pin, field attachable

#### V1-G-2M-PUR

Female cordset, M12, 4-pin, PUR cable

#### V1-W-2M-PUR

Female cordset, M12, 4-pin, PUR cable

## Technical Data

### General specifications

Switching element function		DC	NO
Rated operating distance	$s_n$	12 mm	
Installation		non-flush	
Output polarity		DC	
Assured operating distance	$s_a$	0 ... 9.1 mm	
Reduction factor $r_{Al}$		0.5	
Reduction factor $r_{Cu}$		0.45	
Reduction factor $r_{304}$		0.75	
Reduction factor $r_{Brass}$		0.55	

### Nominal ratings

Operating voltage	$U_B$	3.5 ... 30 V
Switching frequency	$f$	0 ... 1000 Hz
Hysteresis	$H$	typ. 3 %
Reverse polarity protection		reverse polarity-conductive
Short-circuit protection		pulsing
Voltage drop	$U_d$	$\leq 3.5$ V
Temperature drift		$\pm 15\%$
Operating current	$I_L$	2 ... 100 mA
Off-state current	$I_r$	typ. 0.8 mA
Switching state indicator		LED, yellow
Pre-fault indicator		LED, red
Stability control-switch point		0,8 $s_r$ ... 0,9 $s_r$

### Ambient conditions

Ambient temperature	-25 ... 70 °C (-13 ... 158 °F)
Storage temperature	-25 ... 85 °C (-13 ... 185 °F)

### Mechanical specifications

Connection type	Connector M12 x 1, 4-pin
Housing material	brass, nickel-plated
Sensing face	PBT
Degree of protection	IP67

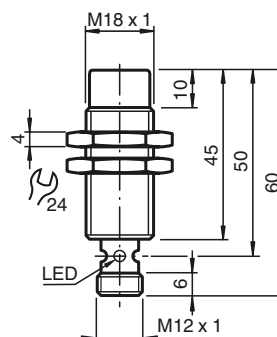
### Compliance with standards and directives

Standard conformity	
Standards	EN 60947-5-2:2007 IEC 60947-5-2:2007

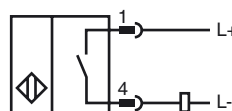
### Approvals and certificates

UL approval	cULus Listed, General Purpose
CSA approval	cCSAus Listed, General Purpose
CCC approval	CCC approval / marking not required for products rated $\leq 36$ V

## Dimensions



## Electrical Connection



Pinout

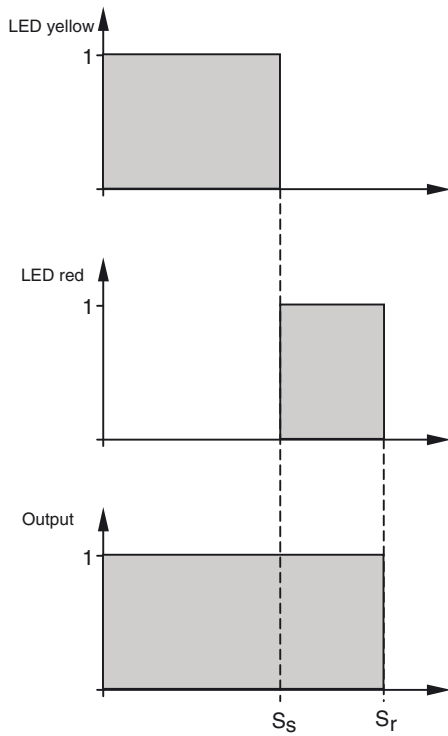


Wire colors in accordance with EN 60947-5-2

1	BN	(brown)
2	WH	(white)
3	BU	(blue)
4	BK	(black)

Installation Hint

Correlation between output signal/LED-function and stable operating distance  $s_s$ / effective operating distance  $s_r$ : ( $s_s$  typ. 80 % of  $s_r$ )



Release date: 2014-12-08 14:10 Date of issue: 2014-12-08 128873\_eng.xml